

**PLANOPLY**<sup>7</sup>

Einrichten nach Mass

1306



Zusammenstellung:  
Bezug:

65 / 50 / 74  
24 Q2 Uni nebel



elektrische Verstellung im Eckteil - Stauraum im offenen Abschlußteil

# Typenplan 1306

Das Modell ist in zwei Sitzhöhen erhältlich: 45 cm und 47 cm  
Die angegebenen Maße beziehen sich auf die Sitzhöhe mit 45 cm.

# PLANOPOLY<sup>7</sup>

Einrichten nach Mass

## Eck- elemente



**89**

B/T/H: 107/107/98



**75**

B/T/H: 107/107/98



**79**

B/T/H: 107/107/98



**59**

B/T/H: 91/91/98



**49**

B/T/H: 107/107/98

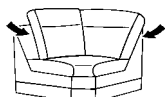
el. Relaxfunktion  
-links-



**50**

B/T/H: 107/107/98

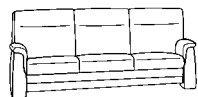
el. Relaxfunktion  
-rechts-



**76**

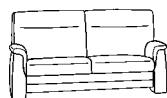
B/T/H: 107/107/98

## Sofas, Sessel, Hocker



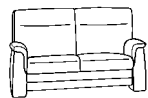
**62**

B/T/H: 220/93/98



**61**

B/T/H: 190/93/98



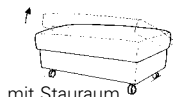
**60**

B/T/H: 160/93/98



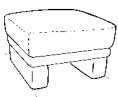
**32**

B/T/H: 100/93/98



**02**

mit Stauraum  
B/T/H: 112/69/45



**01**

B/T/H: 61/61/42

## Abschlusselemente mit Funktion



**85**

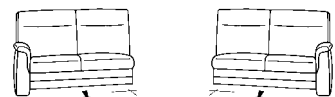
B/T/H: 171/93/98

Vorziehcouch

B/T/H: 171/93/98

Vorziehcouch

**86**



**83**

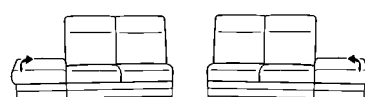
B/T/H: 141/93/98

Vorziehcouch

B/T/H: 141/93/98

Vorziehcouch

**84**



**73X**

B/T/H: 183/95/98

mit Stauraum

B/T/H: 183/95/98

mit Stauraum

**74X**



**71X**

B/T/H: 143/95/98

mit Stauraum

B/T/H: 143/95/98

mit Stauraum

**72X**



**53**

B/T/H: 171/93/98

mit Stauraum

B/T/H: 171/93/98

mit Stauraum

**54**



**51**

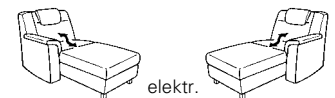
B/T/H: 141/93/98

mit Stauraum

B/T/H: 141/93/98

mit Stauraum

**52**



**43**

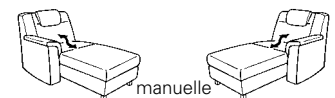
B/T/H: 93/165/98

elektr. Recamiere

B/T/H: 93/165/98

elektr. Recamiere

**44**



**41**

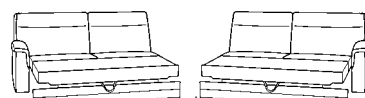
B/T/H: 93/165/98

manuelle Recamiere

B/T/H: 93/165/98

manuelle Recamiere

**42**



**21**

B/T/H: 171/93/98

mit Hehebett

B/T/H: 171/93/98

mit Hehebett

**22**



**19**

B/T/H: 141/93/98

mit Hehebett

B/T/H: 141/93/98

mit Hehebett

**20**



**17**


B/T/H: 171/93/98

mit Bettfunktion

B/T/H: 171/93/98

mit Bettfunktion

**18**



**15**

B/T/H: 80/93/98

Cumulus-Funktion elektr.

B/T/H: 80/93/98

Cumulus-Funktion elektr.

**16**



**57**

B/T/H: 61/96/86

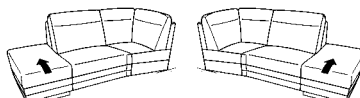
mit Stauraum

B/T/H: 61/96/86

mit Stauraum

**58**

## Abschlusselemente mit int. Eckteil



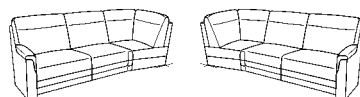
**91**

B/T/H: 92/234/98

B/T/H: 92/234/98

B/T/H: 92/234/98

**92**



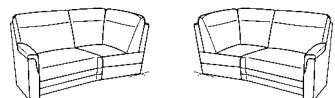
**27**

B/T/H: 91/230/98

B/T/H: 91/230/98

B/T/H: 91/230/98

**28**



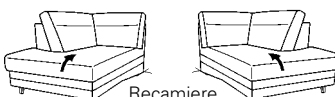
**25**

B/T/H: 91/190/98

B/T/H: 91/190/98

B/T/H: 91/190/98

**26**



**29X**

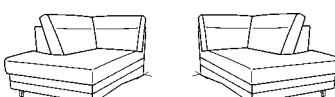
B/T/H: 104/187/98

Recamiere mit Stauraum

B/T/H: 104/187/98

Recamiere mit Stauraum

**30X**



**29Y**

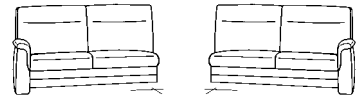
B/T/H: 104/187/98

B/T/H: 104/187/98

B/T/H: 104/187/98

**30Y**

## Abschlusselemente ohne Funktion



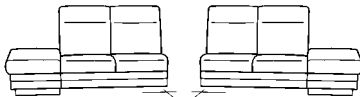
**77**

B/T/H: 171/93/98

B/T/H: 171/93/98

B/T/H: 171/93/98

**78**



**73Y**

B/T/H: 183/95/98

B/T/H: 183/95/98

B/T/H: 183/95/98

**74Y**



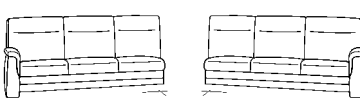
**71Y**

B/T/H: 143/95/98

B/T/H: 143/95/98

B/T/H: 143/95/98

**72Y**



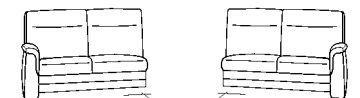
**65**

B/T/H: 201/93/98

B/T/H: 201/93/98

B/T/H: 201/93/98

**66**



**63**

B/T/H: 141/93/98

B/T/H: 141/93/98

B/T/H: 141/93/98

**64**



**37**

B/T/H: 101/93/98

B/T/H: 101/93/98

B/T/H: 101/93/98

**38**

## Zwischenelemente / Zubehör

mit Holzablage  
und Stauraum  
Winkel 21°



**98**

B/T/H: 63/90/76

Winkel 45°



**90**

B/T/H: 90/90/98

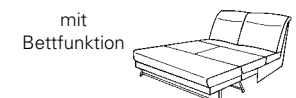


Armauflage

**94X**

B/T/H: 24/50/19

## Zwischenelemente

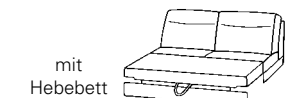


**48**

B/T/H: 150/93/98

B/T/H: 150/93/98

B/T/H: 150/93/98



**46**

B/T/H: 150/93/98

B/T/H: 150/93/98

B/T/H: 150/93/98



**45**

B/T/H: 120/93/98

B/T/H: 120/93/98

B/T/H: 120/93/98



**11**

B/T/H: 120/93/98

B/T/H: 120/93/98

B/T/H: 120/93/98

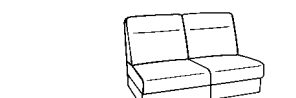


**10**

B/T/H: 160/93/98

B/T/H: 160/93/98

B/T/H: 160/93/98



**09**

B/T/H: 150/93/98

B/T/H: 150/93/98

B/T/H: 150/93/98

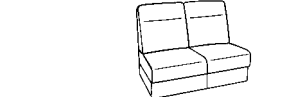


**08**

B/T/H: 140/93/98

B/T/H: 140/93/98

B/T/H: 140/93/98

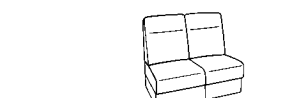


**07**

B/T/H: 130/93/98

B/T/H: 130/93/98

B/T/H: 130/93/98



**06**

B/T/H: 120/93/98

B/T/H: 120/93/98

B/T/H: 120/93/98



**39**

B/T/H: 100/93/98