



S-Lounger 7911 26V

Composition:
91 / 95Z / 68 / 03 / lumbar cushion 0970
Cover:
27 Eleganza mais

with metal feet optionally in
stainless steel look brushed or
anthracite powder-coated

PR^motion

1928



Variant 91 (with headrest 95Z)
with seat depth adjustment



steplessly
adjustable armrest

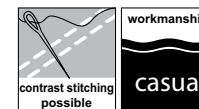


with leg rest


Composition 19 / 78 / 2x 95Y in 31 Longlife moor
lumbar cushion 0970 in 31 Longlife moor
lumbar cushion 0970 in 30 Charmelle Cloud espresso
cushion 0963 in Q2deco04 cola, cushion 0962 in Q2deco03 koks

Model plan 1928

available in two seat heights: 43 cm and 45 cm.
Indicated dimensions apply to seat height of 43 cm.



corner elements



90
W/D/H: 133/133/83



89
W/D/H: 116/116/83

intermediate tables



07
4 feet
W/D/H: 50/101/40



05
2 feet
W/D/H: 50/101/40



06

W/D/H: 50/101/40

intermediate elements

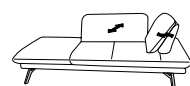


53
W/D/H: 150/101/83

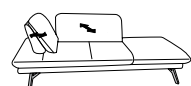


54
W/D/H: 180/101/83

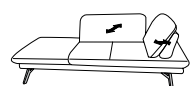
freestanding recamière



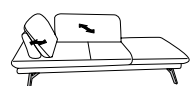
27
W/D/H: 201/126/83



28

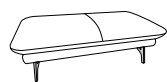


23
W/D/H: 201/111/83



24

footstools



03
W/D/H: 121/65/43



01
W/D/H: 115/89/43

headrests



95X
W/D/H: 60/12/27



95Y
W/D/H: 75/12/27



95Z
W/D/H: 90/12/27

end elements

with electrical adjustment of leg rest



87
W/D/H: 200/101/83



88



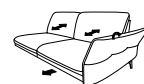
85
W/D/H: 170/101/83



86



21
W/D/H: 200/101/83



22



19
W/D/H: 170/101/83



20

open, with seat depth adjustment



73
W/D/H: 154/101/83



74



71
W/D/H: 139/101/83



72

open, with integrated corner part



77
W/D/H: 89/231/83



78



69
W/D/H: 100/254/83



70

with seat depth adjustment



67
W/D/H: 200/101/83



68



65
W/D/H: 170/101/83



66

end recamière



91
W/D/H: 110/175/83



92



29
W/D/H: 110/201/83



30

add-on footstool



11
4 feet
W/D/H: 67/100/43



12



09
2 feet
W/D/H: 67/100/43



10

end recamière with hinged side part



25
W/D/H: 128/201/83



26

Sofas

with electric adjustment of leg rest



82
W/D/H: 220/101/83



81
W/D/H: 190/101/83



62
W/D/H: 220/101/83



61
W/D/H: 190/101/83

without function



52
W/D/H: 220/89/83



51
W/D/H: 190/89/83



matching tables
(see table index)

- all backrests are equipped with seat depth adjustment, except at model variant 51 and 52

-steplessly adjustable armrest

-metal feet alternatively in:
-stainless steel look brushed
-anthracite (powder-coated)

- all electrical variants are available with external storage battery (optionally in silver-coloured or anthracite-grey)

- for the intermediate tables 05/06 and 07 the following versions are available:

-concrete decor
-marble decor anthracite
-rustic oak (stain 617)
-wild oak (stain 017, 617, 681)



58 wild oak



45 rustic oak



14 concrete



18 marble anthracite