



Composition:
22 / 16
Cover:
27 Antika tibet



2350




Armchair – element 05



Variant 44
with bed function


Model plan 2350

2 seater with bed function




46

W/D/H: 211/100/88
Lying surface: 160x190




45

W/D/H: 202/100/88
Lying surface: 150x190




44

W/D/H: 194/100/88
Lying surface: 140x190



43

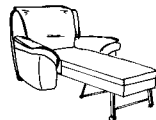
W/D/H: 180/100/88
Lying surface: 125x190



22


W/D/H: 169/100/88
Lying surface: 115x190

1 seater with bed function



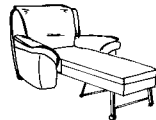
21

W/D/H: 159/100/88
Lying surface: 105x190



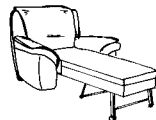
20

W/D/H: 152/100/88
Lying surface: 100x190



19

W/D/H: 147/100/88
Lying surface: 95x190



18

W/D/H: 133/100/88
Lying surface: 80x190

2 seater without function



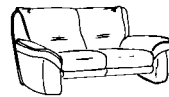
16

W/D/H: 211/100/88




15

W/D/H: 202/100/88



14

W/D/H: 194/100/88



13

W/D/H: 180/100/88



12

W/D/H: 169/100/88

1 seater without function



11

W/D/H: 159/100/88



07

W/D/H: 124/100/88



10

W/D/H: 152/100/88



06

W/D/H: 113/100/88



09

W/D/H: 147/100/88



05

W/D/H: 105/100/88



08

W/D/H: 133/100/88



01

W/D/H: 58/62/41

Sofa beds are no permanent replacement for regular beds!

Backrest

Seat optionally in

Back shell cover „real“

Back shell cover „non-woven“

not suitable for mohair fabrics

Formasoft
Kaltschaum

superlastic
soft

superlastic
med

superlastic
plus
OSHO
Federkern

